

# Ways To Save Water Everyday



## FIND & FIX HOUSEHOLD LEAKS

There is a good chance you have at least one leak in your home that could be wasting hundreds of gallons of water a week, costing you money.

### Leaky Toilets

The trickling sound you hear in the bathroom could be your toilet wasting 50 gallons of water a day - thousands each year. Because you can't always see or hear these leaks, here's a simple test:



Put a few drops of blue food coloring in your toilet tank. Do not flush. If color appears in the bowl within 10 - 15 minutes, you have a leak. To repair it, the flush valve ("flapper") or the valve seat may need to be cleaned or replaced. Parts are inexpensive and easy to install.

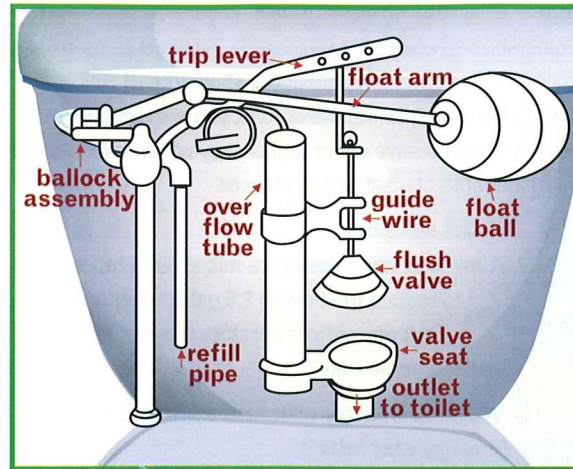
### Dripping Faucets & Showerheads

Worn-out washers – the cause of most dripping faucets and showerheads – cost pennies to replace and are easily installed.

### Leaky Pipes

Check under sinks, behind your washing machine and around basement plumbing for suspicious looking wet areas. Leaks not only waste water – they could be damaging your walls, floors, and ceilings.

Because homeowners and businesses alike have taken water conservation to heart, MWRA water is currently in



good supply. The challenge lies in protecting our supplies over the long term. With good water use habits and efficient home plumbing and appliances you can help make that happen – and lower your water and energy costs.

For more information about how MWRA and your local water supplier bring you the water you need every day, or to get more detailed information on water efficient toilets, appliances or smart outdoor water use:

[www.MWRA.com](http://www.MWRA.com)

Water Efficiency: 617-242-SAVE



## WATER CONSERVATION KITS

Water Conservation Kits are offered free of charge. Just fill out the request form found on [MWRA.com](http://MWRA.com).



## Simple Saving Tips IN THE HOME

- Fix leaky faucets, pipes, toilets and save hundreds of gallons per week.
- Turn off the tap while you brush your teeth, shave, or do dishes.
- Don't flush the toilet needlessly.
- Run dishwashers and washing machines only when full or adjust the water level setting accordingly.
- Keep a jug of drinking water in your refrigerator to avoid running water until it is cold enough to drink.



MWRA has teamed with EPA's WaterSense program to decrease indoor and outdoor water use through water-efficient products and simple water-saving practices, and to reduce water bills. For more information on WaterSense, and for a full list of labeled products and WaterSense irrigation partners, visit [www.epa.gov/watersense](http://www.epa.gov/watersense).



The Massachusetts Legislature created MWRA in 1985 to manage and modernize water and sewer services for 2.5 million people and 5,500 business in 61 communities. While the Boston Harbor Clean-Up and the Integrated Water Supply Improvement Program are the best known projects, MWRA also maintains over 400 miles of water pipes, aqueducts and tunnels and over 240 miles of sewers.



For tips on how to use water more efficiently outdoors, see our brochure - **OUTDOOR WATER CONSERVATION** or call 617-242-SAVE.

### For More Information:

Massachusetts Water Resources Authority  
Charlestown Navy Yard, Boston, MA 02129,  
617-242-6000, [www.MWRA.com](http://www.MWRA.com).

200K 3/13

# INDOOR WATER CONSERVATION

TIPS FOR SAVING WATER IN YOUR HOUSE



MASSACHUSETTS  
WATER RESOURCES  
AUTHORITY






A few gallons of water in the kitchen, a few dozen in the bathroom, a few hundred on the lawn - it adds up quickly.



With a family of four using 90,000 gallons of water a year, wasted water can add up too – unnecessarily increasing household water and energy costs. Here are some of the ways to make your home and your habits more water efficient.

## Build in Water Savings



### Make your old toilet a water saver

Here are some easy ways to make your older model more efficient:

**INSTALL** one of several new toilet retrofit products available at hardware

stores. Some work only with certain toilets, so get a recommendation from your local plumber on the right one for you.

**REDUCE** the volume of each flush by placing a toilet dam or a water-filled plastic bottle weighted with gravel in the tank if you have not already installed a 1.6 gallon toilet. Be sure not to interfere with the flushing mechanism.

(Note: do not use bricks as they might disintegrate.)



### Water efficient showerheads

Some showerheads may still use 3-7 gallons or more per minute. If you have not installed a showerhead which uses 2.0 gallons per minute or less, you are missing an excellent way to save water and energy without sacrificing the benefits of a satisfying shower.

### Faucet aerators

Low-flow faucet aerators mix air with tap water to reduce the flow to 1.5 gallons per minute.

Faucets without aerators may be using 3-7 gallons per minute.

### Water & energy efficient appliances (energy star label)

**HIGH EFFICIENCY WASHERS** Unlike traditional machines, which must be filled to the top with water in



**SIMPLE TEST FOR YOUR SHOWER:** Hold a bucket underneath your showerhead for 20 seconds. If more than one gallon accumulates, you need a water efficient showerhead.

order to immerse clothes sufficiently to clean them, front loading washers use about 25 gallons per load. The horizontal wash tub allows clothes to be lifted through a shallow pool of water at the bottom of the tub. Front loaders save energy too – 50% or more by using less hot water and by extracting more water during the spin cycle, clothes need less time for drying. In addition to saving water, these new washers create less wear and tear on clothes, clean clothes better, and use less detergent. These machines save more water in one year than the average person drinks in a lifetime. To help defray the incremental cost of these new models, some gas and electric utilities offer incentives.

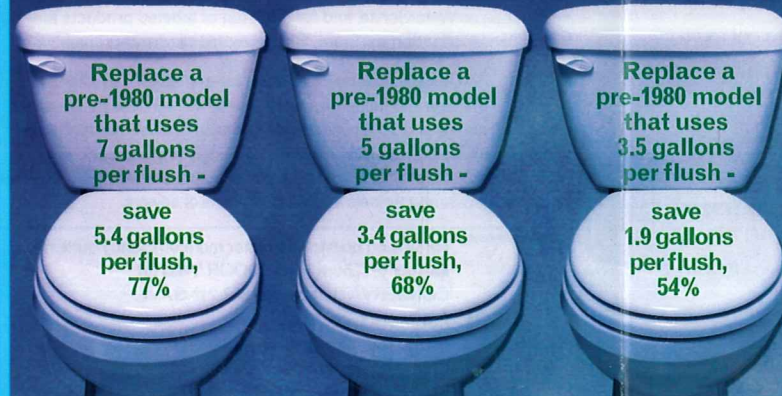


### Dishwashers

Newer energy and water efficient dishwashers exceed minimum federal government standards. These newer models operate on 13-25% less energy and on as little as 6 gallons of water per load. Benefits to the consumer include: lower utility bills, improved washing systems that eliminate pre-rinsing, and less energy used to heat the water to clean the dishes.

When selecting new appliances, check the water and energy efficiency ratings in manufacturer's specifications or consumer magazines and look for the Energy Star Label.

### How much does installing a 1.6 gallon toilet save?



### Installing all low flow toilets could cut your toilet water use in half.

Low flow toilets need only 1.6 gallons per flush, saving thousands of gallons each year, and unlike some earlier models, some low flow toilets available today receive high marks from consumers for overall performance. And, recent studies show that the number of flushes per household remains essentially the same in low-flow households, countering the argument that low-flow toilets require multiple flushes.